



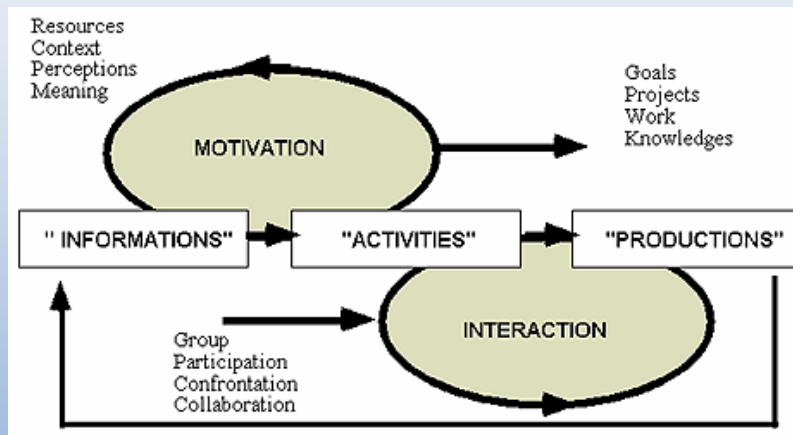
# Claroline

Open source platform for eLearning and collaborative working

Philippe Dekimpe – [dekimpe@ecam.be](mailto:dekimpe@ecam.be)

# Claroline specificities

- Developed from teachers to teachers
- Built over **sound pedagogical principles**



- Allowing a **large variety of pedagogical setup** including widening of traditional classroom and online collaborative learning

# Caroline specificities

- Simplicity
  - usability is a priority
  - needs few formation to be used
- Stability, security
  - several hundreds of institutions in production
- Lightness
  - supports several thousands of users

# Major functionalities

- For teachers and students
  - Announcement
  - Agenda
  - Sharing documents
  - Self-exercising on line (QCM)
  - Submitting a student's work
  - Learning path (SCORM)
  - Forum
  - Chat
  - Wiki
- For administrator
  - Managing registrations
  - Managing courses
  - Managing platform

# Platform homepage

Claroline Official Campus

Claroline.com



Welcome to the official Claroline campus. This campus is an hosting service where you can create your own courses. Basic service is free of charge.

- See the [demo course](#) to know more about what you can do with Claroline.
- [Register to the campus](#) for free and register to any public course.
- Create your own course(s).

If you only want to test the software, then please use [the demo website](#) of the Claroline project (test courses and user accounts will be regularly removed on Claroline.com official campus).

Authentication :

User name

Password

Enter

[Lost password](#)

[Create user account](#)

Claroline campus  
upgraded to Claroline  
1.7 !

If you want to extend  
your courses space :  
[contact us](#)

## Categories

- [English](#) (2)
- [French](#) (2)
- [Spanish](#) (11)
- Italian
- [Portuguese](#) (2)
- [Others](#) (2)

- List of categories and courses
- Login
- Self-registration
- Platform informations

# User home page

Claroline 175

Philippe Dekimpe : [My course list](#) | [My calendar](#) | [My User Account](#) | [Platform Administration](#) | [Logout](#)

This text zone is displayed to each user. Platform administrator can change its content or remove it by editing the `textzone_top.inc.html` file.

 [Edit text zone](#)

## My course list

 [Create a course site](#) |  [Enrol on a new course](#) |  [Remove course enrolment](#)

 [GEO - Geography](#)

Philippe Dekimpe


 [MA - Math](#)

Philippe Dekimpe

 denotes new items


- List of my courses
- Last events
- User profile
- New items

## Latest announcements

 Sunday May 21, 2006

[MA](#) : ACCU slides - All slides will be present on the web site in a few days.

## Agenda next events

 Monday May 22, 2006

[MA](#) : Two days to share experience. - Discovering or sharing your experience in th

[My calendar](#)

[Documentation](#)

[Platform Administration](#)

# Course home page















**Claroline Test Campus** <http://www.claroline.net>

guillaume lederer : [My course list](#) | [My calendar](#) | [Platform Administration](#) | [Modify my profile](#) | [Logout](#)

**Test course** Course Home ▾

**TEST - guillaume lederer**

[Claroline Test Campus](#) > **TEST** View mode : [Student](#) | **Course manager**


-  [Course description](#)
-  [Agenda](#)
-  [Announcements](#)
-  [Documents and Links](#)
-  [Exercises](#)
-  [Learning Path](#)
-  [Assignments](#)
-  [Forums](#)
-  [Groups](#)
-  [Users](#)
-  [Chat](#)
  
-  [Edit Tool list](#)
-  [Course settings](#)
-  [Statistics](#)

You are on the course home page.

On this page, you can :

- activate or deactivate tools (click on the 'Edit Tool list' button at bottom left)
- change links at

Now, to add students, click

 [Add introduction](#)

- Introduction of course
- List of tools
- View mode
- Courses settings, statistics

Manager(s) for TEST : [guillaume lederer](#) Administrator for Claroline Test Campus : [guillaume lederer](#)

Powered by [Claroline](#) © 2001 - 2005

# Agenda and announcement tool

Claroline campus Claroline.net

Guillaume Lederer : [My course list](#) | [My calendar](#) | [Modify my profile](#) | [Platform Administration](#) | [Logout](#)

**Computer science** Agenda

CS - Guillaume Lederer

# Claroline campus > CS > [Agenda](#) View mode : [Student](#) | [Course manager](#)

**Agenda**

[Add an event](#) | [Clear up event list](#)

[Newest first](#)

**August 2005**

Friday August 26, 2005 03:58 PM

**First meeting**

The computer science course first meeting will be held in the B101. Your presence is request as....

**November 2005**

Thursday November 17, 2005 04:19 PM Lasting : 3 days

**A new forum is now open!**

A new forum about the last lessons is now open, dedicated place. We will resume every opinion e

Manager(s) for CS : [Guillaume Lederer](#) Powered by

- Add events in course
- Add in student's calendar
- Rss

**My calendar**

May 2006								
<<	Monday	Tuesday	Wednesday	Thursday	Friday	Saturday	Sunday	>>
	1	2	3	4	5	6	7	
	8	9	10	11	12	13	14	
	15	16	17	18	19	20	21	
	22 09:00 : Two days to share experience. - <a href="#">MA</a>	23	24	25	26	27	28	
	29	30	31					










# Document tool

**Claroline campus** **Claroline.net**  
 Guillaume Lederer : [My course list](#) | [My calendar](#) | [Modify my profile](#) | [Platform Administration](#) | [Logout](#)

**Computer science** Documents and Links ▾  
 CS - Guillaume Lederer  
 # [Claroline campus](#) > [CS](#) > [Documents and Links](#) View mode : [Student](#) | [Course manager](#)

**Documents and Links** ?

[Up](#) | [Search](#) | [Upload file](#) | [Create directory](#) | [Create hyperlink](#) | [Create Document](#)

							File list    Thumbnails
Name	Size	Date	Modify	Delete	Move	Visibility	
<a href="#">Folder_two</a>							
this folder description							
<a href="#">folder_one</a>							
<a href="#">LICENCE.txt</a>							
Read the licence terms before using the documents							
<a href="#">poster.pdf</a>							
this poster in pdf file							
<a href="#">why-choose-claroline.doc</a>							

Manager(s) for CS : [Guillaume Lederer](#)

- Upload and sharing documents
- Create directory, link or html document
- Thumbmails

# Wysiwig editor

**Claroline campus** **Claroline.net**

Guillaume Lederer : [My course list](#) | [My calendar](#) | [Modify my profile](#) | [Platform Administration](#) | [Logout](#)

**Computer science** Documents and Links ▾

CS - Guillaume Lederer






















































Claroline campus > CS > Documents and Links > Create/edit document

**Documents and Links**  
**Create/edit document**

**Document name :**  
/MyNewDocument.html

**Document content :**

[Disable text editor](#)

Arial | 1 (8 pt) | Heading 1 | **B** / **I** / **U** / **S** / **X** / **X<sup>2</sup>** /  /  /  /  /  /  /  /  /  /  /  /  /  /  /  /  /  /  /  /  /  /  /  /  /  /  /  /  /  /  /  /  /  /  /  /  /  /  /  /  /  /  /  /  /  /  /  /  /  /  /  /  /  / 

# Exercise tool

**Claroline campus** **Claroline.net**

Guillaume Lederer : [My course list](#) | [My calendar](#) | [Modify my profile](#) | [Platform Administration](#) | [Logout](#)


**Computer science** Exercises ▾  
CS - Guillaume Lederer

☛ [Claroline campus](#) > [CS](#) > [Exercises](#) > [Sample exercise](#) View mode : [Student](#) | [Course manager](#)

## Exercise : Sample exercise

History of Ancient Philosophy

No time limitation  
Attempt 1  
Available from August 24, 2005 at 04:14 PM to August 24, 2006 at 04:14 PM

 [Modify exercise](#)

**Question 1**

Socratic irony is...

*(more than one answer can be true)*

- Ridiculise one's interlocutor in order to have him con
- Admit one's own errors to invite one's interlocutor to
- Compel one's interlocutor, by a series of questions a
- Use the Principle of Non Contradiction to force one's

Multiple answers

Manager(s) for CS : [Guillaume Lederer](#)

Powered by [Claroline](#)

- Create exercises on-line
  - Multiple choice (Unique answer)
  - Multiple choice (Multiple answers)
  - Matching
  - Fill in blanks
  - True/False
- Self-exercising

# Tool Work

☛ [Claroline 1.8](#) > [ACCU1](#) > [Work](#)

View mode : **Student**

## Work

<u>Title</u>	<u>Type</u>	<u>Available from</u>	<u>to</u>
 <a href="#">Presentation of ACCU</a>		May 17, 2006 at 04:14 PM	May 17, 2007 at 04:14 PM
 <a href="#">Conclusion of ACCU</a>		May 17, 2006 at 04:19 PM	May 23, 2007 at 04:19 PM

### Assignment : Presentation of ACCU

User : Dekimpe Philippe

**Title** : Presentation of ACCU

**From** May 17, 2006 at 04:14 PM **until** May 17, 2007 at 04:14 PM

**Submission type** : File (file required, description text optional)

**Submission visibility** : Visible to all users

**Assignment type** : Individual

**Allow late upload** : Users can submit after end date

#### Description

Develop in a half page the resume of your presentation

#### Submit a work

[<< Back](#)

Title \* :

Current developpement of Claroline

# Learning path tool

**Claroline campus**
**Claroline.net**

Guillaume Lederer : [My course list](#) | [My calendar](#) | [Modify my profile](#) | [Platform Administration](#) | [Logout](#)

**Computer science** Learning Path ▾  
 CS - Guillaume Lederer

# [Claroline campus](#) > [CS](#) > [Learning Path List](#) > [Learning Path Admin](#) > **Module**

**Main**

View : [Fullscreen](#) | [In frames](#)

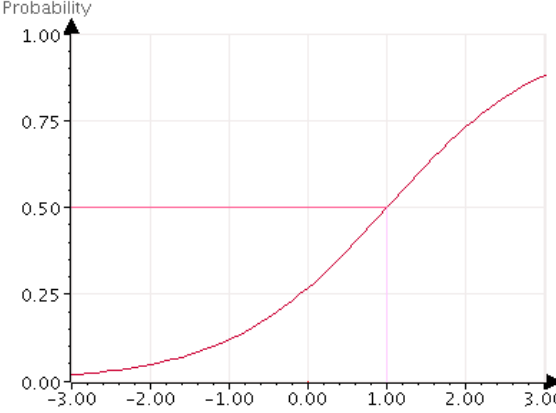
- [Item Analysis](#)
- [IRT Simulation](#)
- [IRT Test](#)
- [Further Resources](#)

[Previous](#) | [Next](#)

[Back to list](#)

Click the menus to the right to choose which IRT model to examine: IRT1, IRT2 or IF

IRT 1 ▾
IRT 1 ▾



Probability

Ability


ABILITY	PLOT 1	PLOT 2
-3.0	0.01	0.01
-2.0	0.04	0.04
-1.0	0.11	0.11
0.0	0.26	0.26
1.0	0.5	0.5
2.0	0.73	0.73
3.0	0.88	0.88

Difficulty **1.00** ▾ **1.00** ▾

Discrimination ▾ ▾

Guessability ▾ ▾

Use the spin buttons to vary parameters as required (or click on the numbers on the buttons to edit dire  
 PLOT 1 (blues) can be used as a reference plot. PLOT 2 (reds) can then be varied and the change exar



Manager(s) for CS : [Guillaume Lederer](#)

Administrator for Claroline campus : [John Doe](#)

Powered by [Claroline](#) © 2001 - 2005

- Order doc and exercices
- Scorm conformance

# Forum tool

The screenshot shows the Claroline forum tool interface. At the top, it displays 'Claroline campus' and 'Claroline.net'. Below this, the user 'Guillaume Lederer' is logged in, with links to 'My course list', 'My calendar', 'Modify my profile', 'Platform Administration', and 'Logout'. The course is 'Computer science' by 'Guillaume Lederer'. A dropdown menu is set to 'Forums'. The breadcrumb trail is 'Claroline campus > CS > Forums'. The view mode is 'Student' and the user role is 'Course manager'. There are links for 'Create category', 'Create forum', and 'Search'. The main section is titled 'Main' and contains a table of forums. Below this, there are sections for 'Group forums' and 'Specific themes'. At the bottom, it shows the manager(s) for CS as 'Guillaume Lederer' and is powered by 'Claroline'.

Forum	Topics	Posts	Last Post	Edit	Empty	Delete	Move
<a href="#">Test forum</a> Make your tests of the tool here	10	18	Oct. 27, 05 10:58 AM				
<a href="#">Create and manage your account</a> Discuss here about the problems concerning problems with your account in this course	0	0	No Post				

**Group forums**

Forum
<a href="#">Group 1 - forum</a>
<a href="#">Group 2 - forum</a>

**Specific themes**

Forum
<a href="#">Lessons 1 to 5</a> Discuss here about your impression in the 5 first lessons of the course
<a href="#">Lessons 6 to 10</a> Discuss here about your impressions about lessons 6 to 10 of the course

Manager(s) for CS : [Guillaume Lederer](#)

Powered by [Claroline](#) ©

- Questions and answers are available to all students
- Sharing the knowledge between
  - students
  - teacher and students

# Wiki tool

The screenshot shows a web interface for a Wiki tool. At the top, there is a dark blue header with "Claroline campus" on the left and "Claroline.net" on the right. Below this is a navigation bar with links: "Guillaume Lederer : My course list | My calendar | Modify my profile | Platform Administration | Logout". The main content area has a light green background with the text "Computer science" and "CS - Guillaume Lederer". A search box contains the word "Wiki". Below this is a breadcrumb trail: "Claroline campus > CS > Wiki > New Wiki > Main page > Edit". The title "Wiki : New Wiki" is displayed. There are several navigation links: "Main page", "Recent changes", "All pages", and "List of Wiki". Below these are "Back to page", "Edit this page", "Page history", and "Wiki syntax". The main heading is "Main page". A rich text editor toolbar is visible with icons for bold, italic, underline, strikethrough, list, link, and unlink. The text in the editor reads: "This is the main page of the Wiki New Wiki. Click on edit to modify the content." At the bottom of the editor are "Preview", "Save", and "Cancel" buttons. A footer contains the text: "Manager(s) for CS : Guillaume Lederer", "Powered by Claroline © 2001 - 2005", and "Administrator for Claroline campus : John Doe".

**Claroline campus** **Claroline.net**

Guillaume Lederer : [My course list](#) | [My calendar](#) | [Modify my profile](#) | [Platform Administration](#) | [Logout](#)

**Computer science** Wiki

CS - Guillaume Lederer

Claroline campus > CS > Wiki > New Wiki > [Main page](#) > [Edit](#)

**Wiki : New Wiki**

[Main page](#) | [Recent changes](#) | [All pages](#) | [List of Wiki](#)

[Back to page](#) | [Edit this page](#) | [Page history](#) | [Wiki syntax](#)

**Main page**

**B I U S C**

This is the main page of the Wiki New Wiki. Click on edit to modify the content.

Manager(s) for CS : [Guillaume Lederer](#) Administrator for Claroline campus : [John Doe](#)

Powered by [Claroline](#) © 2001 - 2005

- Collaborative on-line writing
- History of each page
- Follow modification

# Statistics

+ [Accès et utilisation des outils](#)

+ [Résultats des exercices effectués](#)

- **Parcours pédagogique** [\[Fermer\]](#)

Progression dans les parcours pédagogiques

Parcours pédagogique	Progression
<a href="#">Introduction à l'HTML</a>	 100%
<a href="#">Les règles de bonnes pratiques en programmation</a>	 100%

- **Travaux envoyés** [\[Fermer\]](#)

Travaux postés par l'étudiant au nom de 'Auteurs'

Travail	Titre	Auteurs	Résultat	Date
Exercice de synthèse ( 6ème et 7ème labo)	program_stroumpf	Fannes Marc		
	prog_stroumpf	Fannes Marc		

+ [Documents](#)

+ [Utilisation du forum](#)

- Different sources
  - user's activity
  - course
  - platform

# Administration

**Claroline CVS** **Claroline**

gui led : [My course list](#) | [My calendar](#) | [Platform Administration](#) | [Modify my profile](#) | [Logout](#)

[#Claroline CVS](#) > **Administration**

## Administration

### Users

- Search user :   [\[Advanced\]](#)
- [Create user](#)
- [Manage classes](#)
- [Add a user list](#)

### Courses

- Search course :   [\[Advanced\]](#)
- [Create course](#)
- [Manage course categories](#)

### Platform

- [Configuration](#)
- [Home page text zones](#)
- [Platform statistics](#)
- [Scan technical fault](#)
- [Upgrade](#)

### Claroline.net

- [Register my campus](#)
- [Support forum](#)
- [Claroline.net news](#)

---

Powered by [Claroline](#) © 2001 - 2005

Administrator for Claroline CVS : [Guillaume Lederer](#)

# Context of implementation

- ECAM - High School Leonard de Vinci
- Studies of industrial engineer
- 700 students and 55 teachers
- 255 courses



# Some initial questions

- Self registration or not ?
  - Link with administrative tools and network informations
- Strategy to migrating existing web sites
- Formation, information and support for teachers

# Feedback

- More than hundred courses
- More than 70% of teacher are managing at least one course
- The students press teachers to use the platform
- The communication is centralized, the email is only used for notification

# Feedback

- Statistics since september 2005

Nom de l'outil	Total des clics
Documents et liens	35829
Groupes	7609
Annonces	6548
Agenda	5348
Description du cours	3578
Travaux	3285
Forums	3253
Utilisateurs	2680
Exercices	2660
Parcours pédagogique	1595
Discussion	1440
Wiki	772

# Extensible Markup Language

- Presential course
- Tools used :
  - Home page ; objectives, evaluation,...
  - Agenda describes each course
  - Documents ; presentation documents; links
  - Travaux (Work) students' presentation
  - Forum ; faq
  - Utilisateurs (Users) list of course users

# Extensible Markup Language

- Feedback :
  - photocopies are replaced by files
  - communication between teacher and student is easier
  - notes are always updated
  - complement of informations are available without additionnal cost

# Course of management 2<sup>nd</sup> part

- Each group of students have to simulate the creation of a compagny and to build a business plan.
- Students work by group and use Claroline to manage the communication between :
  - students
  - teacher
  - external adviser
- Tools : announcement, agenda, document, group (document, forum)

# Course of management

- Feedback :
  - Teacher have to manage a collaborative learning
  - Teacher and all students can follow the progression of the work
  - Some problems can't be resolve by this way.

# Introduction to programming

- Students discover the initial concept of programming on-line.
- Tool :
  - learning path
  - works

# Introduction to programming

- Feedback:
  - more flexible for students, each student works at his rate.
  - optionnaly, students can meet the teacher and only weak students are came.
  - but it's not easy to follow each student, some steps are required.
  - final evaluation can't be on-line.